

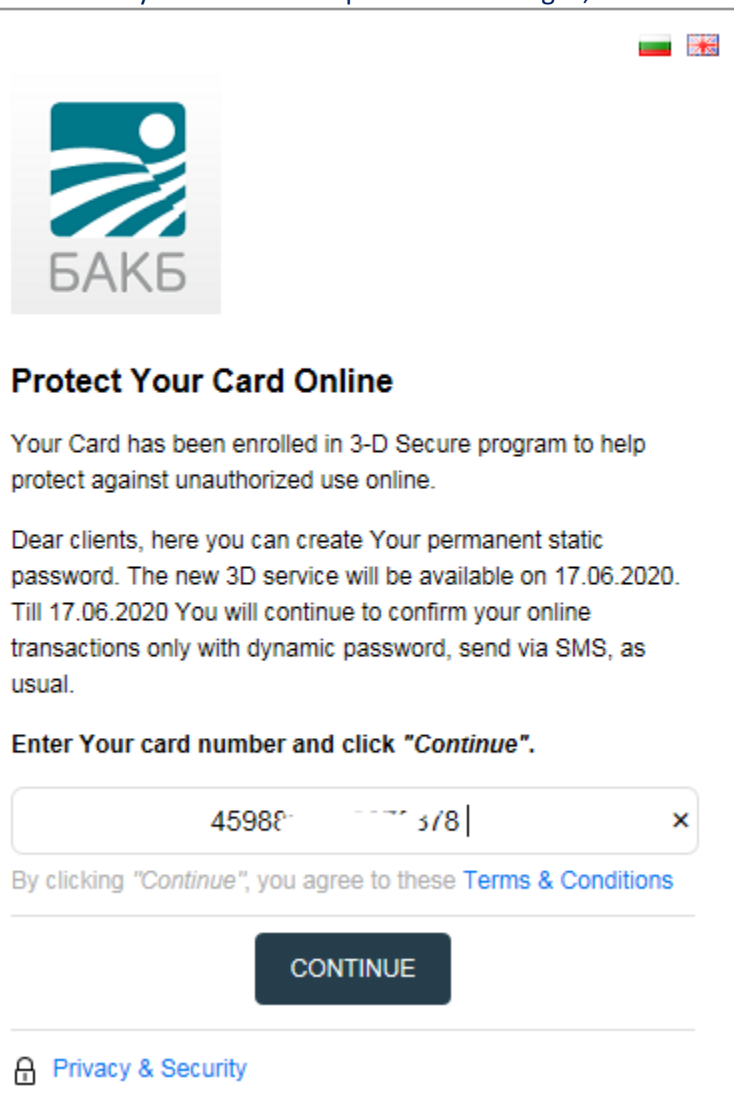
GUIDELINES FOR CHANGING ASTATIC PASSWORD

Dear clients,

In order to change your initially issued static 3D password that you received in the PIN envelope or by SMS. Please follow the steps below:

1 STEP: Access link: <https://3ds.borica.bg/BACB>

- On the first screen Input full card number for which you have already received 3D secure static password;
- Press button „Continue“;
- You will receive SMS with dynamic one-time password of 6 digits, which is to be used in STEP 2



The screenshot shows a web interface for changing a static password. At the top right, there are flags for Bulgaria and the UK. The BACB logo is prominently displayed. The main heading is "Protect Your Card Online". Below this, a message states: "Your Card has been enrolled in 3-D Secure program to help protect against unauthorized use online." A detailed message follows: "Dear clients, here you can create Your permanent static password. The new 3D service will be available on 17.06.2020. Till 17.06.2020 You will continue to confirm your online transactions only with dynamic password, send via SMS, as usual." A prompt asks the user to "Enter Your card number and click 'Continue'". A text input field contains the card number "45988" followed by masked digits and a "3/8" indicator, with a close button (X) on the right. Below the input field, a line of text reads: "By clicking 'Continue', you agree to these [Terms & Conditions](#)". A dark blue "CONTINUE" button is centered below. At the bottom left, there is a lock icon and a link for "Privacy & Security".

2 STEP:

- In the first field input the dynamic one-time 6-digits password, sent to your mobile phone by the new SMS!
- In the second field input the initially received 3D secure static password – it contains 6 and digits!
- Press button „Continue“

Client verification

Please fill in the fields and click "Continue".

One-time password has been sent to phone number XXXXXXXX5480. Upon receipt, please enter it in *One-time password* field. You can request one-time password 2 more times.

One-time password:



[New one-time password](#)

3D-Secure static password:

CONTINUE

3 STEP:

- Create your new static password;
- Confirm the created password again;
- Select language of the menu;
- Enter a personal message for validation of your identity, which will always appear when paying online!
- Press button „Continue“

Change Your 3D-Secure parameters

Please fill in the fields and click "Save".

3D-Secure password *:


Confirm password *:

Mobile phone number:

Language:

Personal assurance message *:

If all the credentials are entered correctly, you should receive a message on the screen that the registration is successful!



Please, don't forget to set the language and personal message on step 3!!!

You may contact us by phone: +359 2 9058 364, 326, 312, or by email: cards@bacb.bg.